



### Applications

- All purpose
- Uninterruptable Power Supply (UPS)
- Electric Power System (EPS)
- Emergency backup power supply
- Emergency light
- Railway signal
- Aircraft signal
- Alarm and security system
- Electronic apparatus and equipment
- Communication power supply
- DC power supply
- Auto control system



## Specification

Nominal Voltage	12V	
Nominal Capacity(10HR)	75.0AH	
Dimensions	Length	260± 3mm (10.2 inches)
	Width	168± 2mm (6.61 inches)
	Container Height	208± 3mm (8.19 inches)
	Total Height (with Terminal)	214± 3mm (8.43 inches)
	Approx Weight	Approx 22.3 kg (49.06lbs)
Terminal	T6	
Container Material	ABS	
Rated Capacity	78.0 AH/3.90A	(20hr , 1.80V/cell,25°C/77°F)
	75.0 AH/7.50A	(10hr, 1.80V/cell,25°C/77°F)
	64.5 AH/12.9A	(5hr, 1.75V/cell,25°C/77°F)
	58.5 AH/19.5A	(3hr, 1.75V/cell,25°C/77°F)
	45.8 AH/45.8A	(1hr, 1.60V/cell,25°C/77°F)
Max. Discharge Current	900A (5s)	
Internal Resistance	Approx 6.6mΩ	
Operating Temp.Range	Discharge	: -15~50°C (5~122°F)
	Charge	: 0~40°C (32~104°F)
	Storage	: -15~40°C (5~104°F)
Nominal Operating Temp. Range	25± 3°C (77± 5°F)	
Cycle Use	Initial Charging Current less than 22.5A.Voltage 14.4V~15.0V at 25°C(77°F)Temp. Coefficient -30mV/°C	
Standby Use	No limit on Initial Charging Current Voltage 13.5V~13.8V at 25°C(77°F)Temp. Coefficient -20mV/°C	
Capacity affected by Temperature	40°C (104°F)	103%
	25°C (77°F)	100%
	0°C (32°F)	86%
Self Discharge	ALLSAI LP series batteries may be stored for up to 6 months at 25°C(77°F) and then a freshening charge is required. For higher temperatures the time interval will be shorter.	

### Constant Current Discharge (Amperes) at 25 °C (77°F)

F.V/Time	5min	10min	15min	20min	30min	45min	1h	2h	3h	4h	5h	6h	8h	10h	20h
1.85V/cell	128.4	100.9	85.8	71.8	57.1	43.2	35.4	22.5	17.8	14.5	11.7	10.2	8.29	7.08	3.86
1.80V/cell	172.3	128.9	103.7	84.9	67.3	50.2	39.6	24.6	19.2	15.5	12.6	10.9	8.79	7.50	3.90
1.75V/cell	194.3	141.7	113.3	91.3	69.9	52.1	41.4	25.5	19.5	15.9	12.9	11.2	8.94	7.58	3.94
1.70V/cell	213.9	154.4	120.9	95.9	72.7	54.2	42.7	26.5	20.1	16.3	13.2	11.5	9.07	7.65	4.01
1.65V/cell	235.9	166.7	128.6	101.9	76.7	55.6	44.2	27.2	20.9	16.8	13.6	11.7	9.21	7.81	4.07
1.60V/cell	260.2	180.9	137.5	108.6	81.0	57.9	45.8	28.2	21.6	17.4	14.1	12.0	9.30	7.89	4.09

### Constant Power Discharge (Watts/cell) at 25 °C (77°F)

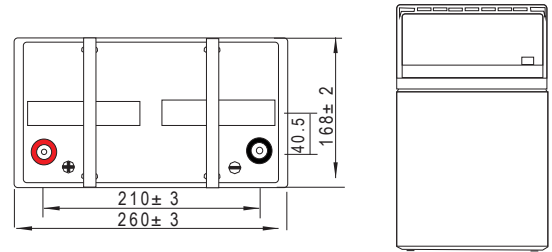
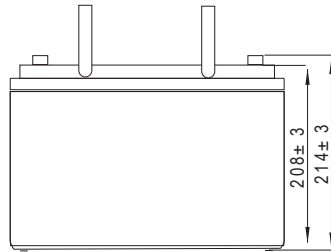
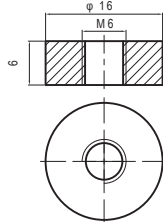
F.V/Time	5min	10min	15min	20min	30min	45min	1h	2h	3h	4h	5h	6h	8h	10h	20h
1.85V/cell	234.7	186.4	160.1	135.3	108.7	83.0	68.2	43.7	34.7	28.4	23.0	20.1	16.4	14.0	7.65
1.80V/cell	311.7	235.4	190.9	157.6	126.3	95.8	76.0	47.4	37.1	30.2	24.6	21.4	17.3	14.8	7.71
1.75V/cell	343.9	254.5	205.9	167.9	130.1	98.4	79.1	49.0	37.7	30.8	25.1	22.0	17.6	14.9	7.78
1.70V/cell	368.2	271.1	216.8	175.1	134.6	102.0	81.4	50.8	38.7	31.5	25.7	22.4	17.8	15.1	7.92
1.65V/cell	400.3	289.9	228.8	184.7	140.9	103.6	83.5	52.0	40.1	32.5	26.3	22.8	18.0	15.4	8.02
1.60V/cell	431.3	307.6	240.6	194.6	147.7	107.4	86.0	53.4	41.2	33.4	27.1	23.2	18.2	15.5	8.05

Specifications subject to change without notice.

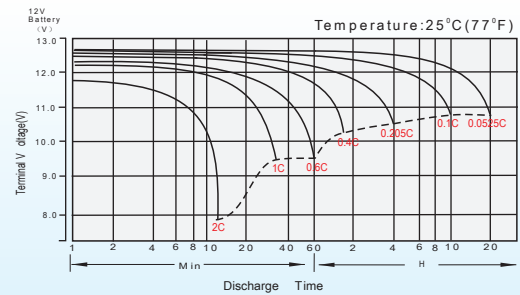
## Dimensions

### T6 Terminal

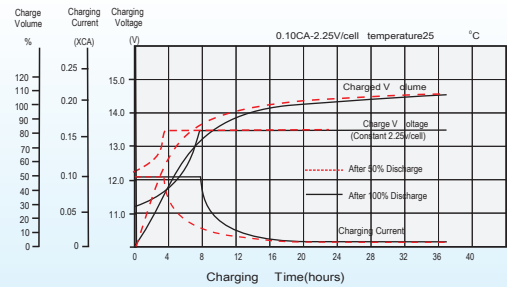
Unit: mm



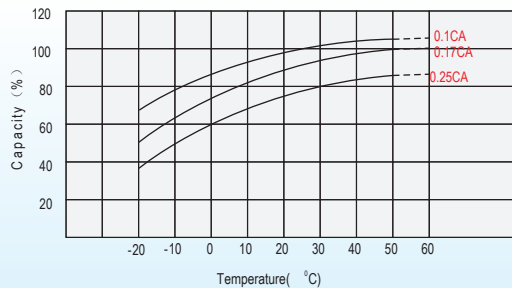
## Discharge Characteristics



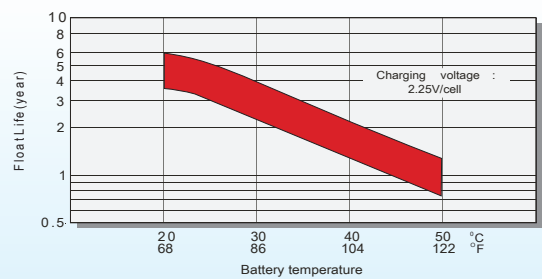
## Float Charging Characteristics



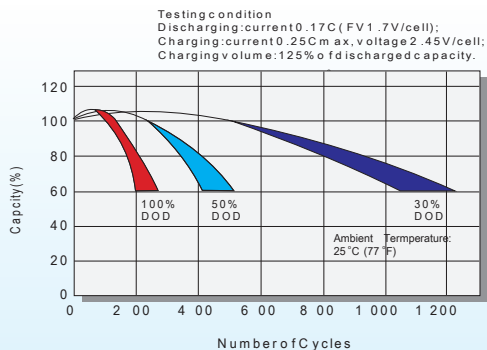
## Temperature Effects in Relation to Battery Capacity



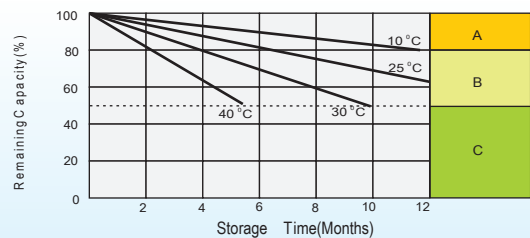
## Effect of Temperature on Long Term Float Life



## Cycle Life in Relation to Depth of Discharge



## Self Discharge Characteristics



**A** No supplementary charge required (Carry out supplementary charge before use if 100% capacity is required.)

**B** Supplementary charge required before use. Optional charging way as below:  
1. Charged for above 3 days at limited current 0.25CA and constant voltage 2.25V/cell.  
2. Charged for above 20 hours at limited current 0.25CA and constant voltage 2.45V/cell.  
3. Charged for 8-10 hours at limited current 0.05CA.

**C** Supplementary charge may often fail to recover the capacity. The battery should never be left standing till this is reached.